

\*Product name/Model No.  
\*Warranty period  
One year from date of purchase ( )  
Customer's name  
Address  
Tel. ( ) -  
\*Retailer's stamp (address, store name, telephone number)

## USB Rechargeable Mobile Fan Instruction Manual

Thank you for purchasing this USB rechargeable mobile fan.  
Carefully read this instruction manual before use to ensure correct use of the product.  
After reading, keep this instruction manual in a safe place to allow ready reference when needed.

### RHYTHM U.S.A., Inc.



8601 Dunwoody Place  
Suite 140  
Atlanta, GA 30350

(Y2201)



Details marked "\*" to be filled out by retailer

## Please read first to ensure safety.









The precautions described here are intended to protect the user and others from hazards and injury. Be sure to observe these precautions.

**Explanation of pictograms**  indicates prohibited actions (i.e., actions that must be avoided).  
 indicates instructions that must be observed.





### **DANGER** Indicates imminent risk of death or serious injury.





-  **Avoid using the product in the locations listed below.**  
Use in such locations may result in fire or electric shock.
  - Near heaters or naked flames
  - Near locations where flammable gas or organic solvents such as thinner and paint are used
  - Humid locations or locations where water is used, such as bathrooms, laundry rooms, and kitchens
-  **Avoid contact between wire and other metallic objects and the connectors (do not insert such objects into the connectors).**  
Disregarding this warning may result in fire or electric shock.

### **WARNING** Indicates risk of death or serious injury.

-  **To prevent accidental swallowing, keep small parts out of the reach of small children.**  
If a part is accidentally swallowed, seek medical attention immediately.
-  **Keep the product out of the reach of small children.**  
Disregarding this warning may lead to strangulation by the USB cable and death by asphyxiation.
-  **Do not direct fan flow toward naked flames.**  
Disregarding this warning may result in fire or incomplete combustion.
-  **Do not stop the fan blades while the power is turned on.**  
Any obstruction that stops the fan blades may lead to overheating and/or smoke generation.
-  **Do not attempt to disassemble or modify the product without due cause.**  
Disregarding this warning may result in fire, electric shock, or failure.
-  **Do not use if defective or damaged.**  
Disregarding this warning may result in injury, fire, or electric shock.
-  **Avoid contact when hands are wet.**  
Disregarding this warning may result in electric shock, failure, or malfunctions.
-  **Avoid contact with bare hands if the rechargeable battery leaks.**  
Use a cloth or paper towel to thoroughly remove any leaked substances.  
Contact your retailer if repairs are necessary.

### **CAUTION** Indicates risk of injury or damage to property.

-  **Do not insert fingers or objects inside the product.**  
Disregarding this warning may result in injury, failure, or damage.
-  **Do not direct fan flow toward your body continuously for extended periods.**  
Disregarding this warning may result in health risks. Be especially careful with infants, the elderly, and the sick.
-  **Place the product on a stable surface.**  
The product may topple or fall if placed on a slope or unstable surface, leading in turn to injury, failure, or damage to the product.
-  **Do not charge with a charger or device whose output exceeds 5 V DC.**  
Using devices that exceed the rated voltage may result in product failure or malfunctions.

-  **Do not drop the product or expose it to impact.**  
Disregarding this warning may result in failure, damage, or injury.
-  **Do not allow perfume or hand cream to come into contact with the product.**  
Contact with products containing vegetable oil may result in staining or discoloration.
-  **Do not use in the locations listed below.**  
Disregarding this warning may result in impaired performance, deformation, discoloration, degradation, or failure.
  - Locations exposed to direct sunlight
  - Locations exposed to strong magnetic fields
  - Dusty locations
  - Locations where the temperature is below 32°F
  - Locations exposed to water or rain
  - Direct contact with rubber or flexible PVC for extended periods may result in staining, adhesion, or degradation.
-  **Charge at ambient temperatures between 50°F and 104°F.**  
Disregarding this warning may result in overheating, battery leaks, or damage.

## Product Specifications

Operating environment:	32°F to 104°F, humidity up to 85%RH No freezing or condensation
Recommended charging temperature range:	50°F to 104°F
Input connector:	USB Type-C
Rated input:	5.0 V DC/500 mA
Rated power consumption:	2 W
Rechargeable battery:	3.7 V DC 2,000 mAh lithium-ion battery
Rechargeable battery life:	Approx. 300 charge-discharge cycles* Approx. 6 hours* (with power turned off)
Charging time:	Approx. 140 g/0.31 lbs
Fan speed selection:	4 levels (Low, Medium, High, Turbo) Low: approx. 10 hours; Medium: approx. 5 hours; High: approx. 2 hours; Turbo: approx. 30 minutes
Continuous operating time:	Approximate figures assuming full charge
Fan rotation type:	Double inversion type
Power lamp:	White LED
Charge lamp:	Red LED Steady: Charging Flashing: Battery low
USB cable length:	Approx. 30 cm/11.8 inches (excluding connector)
Product dimensions:	162 mm (H) × 85 mm (W) × 39 mm (L)/6.4" (H) × 3.4" (W) × 1.5" (L)
Weight:	Approx. 140 g/0.31 lbs
Material:	Body: ABS resin, fan blades: PP

\*Battery life and charging times are average values. They are not guarantees.  
Notes: Rechargeable battery life will vary depending on factors such as ambient temperature and length of time used.  
Product specifications are subject to change without notice to allow product improvements.

Accessories included: USB cable (x1), Instruction Manual and warranty (this document)

- USB Type-C™ is a trademark of the USB Implementers Forum.
- The names of other products mentioned in this manual are the trademarks of the respective manufacturers. The TM and ® symbols are omitted in this manual.

## About the warranty

Should a defect occur within the period covered by the warranty despite use in accordance with the Instruction Manual, return the product together with this warranty document. We will repair the product at no charge if repairs are possible or replace the product with an identical or equivalent product based on its condition.  
This warranty document must be validated by the retailer. Be sure to confirm that the details marked by an asterisk have been filled out and stamped by the retailer and keep the document in a safe place.

- This warranty document will not be reissued.
- This warranty does not restrict the customer's rights under applicable laws.
- This Instruction Manual provides information on after-sales services, including the period for which replacement parts will be available.
- This guarantee is valid only in the USA.
- The personal information entered on the warranty document will be used to contact you about repairs or related arrangements.

**Please note that a fee applies for repairs under the following circumstances, even within the warranty period:**

- The warranty document is lost or missing.
- The details marked with an asterisk on the warranty document are incomplete or unstamped or the details have been altered.
- Repairs are made at a retailer other than the retailer from which the product was purchased.
- Failure or damage due to abnormal impact, such as during handling after delivery to the customer or dropping during transportation.
- Failure or damage is attributable to natural disaster, fire, or the effects of salt, acid, steam, heat, or toxic gas.
- Failure or damage is attributable to repairs or modifications by the customer.
- Failure or damage is attributable to exposure to water or other liquid.
- Repairs are requested to correct changes in visual appearance attributable to use—for example, scratches to the exterior.
- Repairs involve replacement of a motor or rechargeable battery whose service life has expired.

Note: A fee will be charged for shipping and travel costs.

### ■ To the retailer

This warranty describes the provisions of the after-sales service agreement and responsibilities to the customer. Note that these provisions do not apply in cases in which the retailer provides its own separate warranty.

## After-sales service

Your retailer will provide all after-sales services for this product. Please read the following and warranty carefully before use. Contact us at [technicalsupport@rhythm.us.com](mailto:technicalsupport@rhythm.us.com) if after-sales service by your retailer is not available for some reason. The warranty document provided by the retailer is essential for repairs within the warranty period.

## ■ Operating the power/speed selector switch

The power/speed selector switch has different functions depending on how the switch is manipulated. Operate the switch as required for the corresponding function. The following table explains the operations described in this manual.

Description in manual	Operation	Function
Short press	Press (for less than one second) and immediately release.	Speed selection
Long press	Hold down for approximately one second, then release.	Power off (regardless of speed selection)

## Usage instructions

**Be sure to recharge the product before using for the first time or when using for the first time after an extended period without use.**

Due to the inherent characteristics of the rechargeable battery, the battery charge will gradually reduce through self-discharge even when not in use.

Use the product within the recommended ambient conditions. The product may fail to operate or fail to provide optimal performance if used outside these conditions.

## 1. Charging

The LED will flash red while the fan is running if the product needs to be recharged. If so, turn off the power and charge the product by connecting it with the USB cable provided to the USB port of a USB-AC adapter<sup>(Note)</sup> (rated output voltage 5 V; minimum 500 mA current recommended) or PC provided by the customer.

Note: Power supply adapter that converts an AC power supply to USB power output. The actual name of the device may vary depending on the manufacturer.

- ⊙ Do not charge via the USB cable while the fan is running. This may cause overheating or degrade the battery.
- ⊙ This product does not support rapid charging.

### ◇ Power/speed selector switch position and charging state

Power/speed selector switch	Off	Low	Medium	High*	Turbo*
Charging state	A full charge takes approximately six hours.	Overcharging (charging for too long) may result in overheating and battery degradation.		The USB power supply is directed to fan operations and does not charge the battery.	

\*The fan will cut out for up to 10 minutes to protect the circuits if the fan is switched to High or Turbo mode during charging or if USB charging begins while in High or Turbo mode.

## ■ LED lamp colors

The LED remains a constant white while the fan is running. If the LED flashes red, follow the instructions given below.

### When running the fan from the rechargeable battery (without the USB cable connected)

**Flashing red once every five seconds: Remaining battery level is below 25%. Recharge.**

Approximate remaining runtime (Low: approx. 2.5 hours; Medium: approx. 1.5 hours; High: approx. 30 minutes)

**Flashing red twice every five seconds: Battery level is low. Connect the USB cable and recharge promptly.**

The remaining runtime will vary depending on fan speed and usage conditions.

**Flashing red twice every second: The battery must be recharged. Connect the USB cable and recharge.**

The fan will stop and the LED lamp will go out after approximately five seconds.

- ⊙ The LED lamp will not flash once or twice every five seconds when in Turbo mode because the battery charge is consumed too quickly.

### When recharging (with the USB cable connected)

**Steady red: Charging**

**Off: Charging complete, sufficient charge**

## 2. Operating and stopping the fan

Use the power/speed selector switch to select Low, Medium, High, or Turbo.

- Short-press the power/speed selector switch to cycle through Low, Medium, High, Turbo, and Off.
- Long-press the power/speed selector switch for one second at any speed to turn off the fan.
- The LED lamp lights up white when the power/speed selector switch is turned on (Low, Medium, High, or Turbo mode). The LED lamp will become brighter for each higher speed.

- ◆ The fan will automatically cut out for up to 30 minutes to protect the circuit if switched to Turbo mode without the USB cable connected.
- ◆ If the fan fails to run even when the battery is fully charged, the motor or rechargeable battery may have reached the end of its service life.

## Precautions when recharging

Recharge at ambient temperatures between 50°F and 104°F.



**In the rare case in which parts near the rechargeable battery become too hot to touch, stop using the product.**

The inherent characteristics of the rechargeable battery will cause it to become warm while it is discharging (i.e., the fan is operating) or being recharged.

**If the battery cannot be fully charged even after recharging for the specified length of time, stop recharging.**

Disregarding this warning may result in overheating or battery leakage.



**Do not recharge using a USB hub.**

The product may not function correctly if it is recharged at the same time as another high current device.

## Usage precautions

### 1. Connecting to a PC while simultaneously charging a mobile phone or connecting an external hard disk may damage the PC.

RHYTHM U.S.A. categorically rejects all liability for problems arising from the use of this product, including loss of data or damage to the PC to which it is connected.

Please note that RHYTHM U.S.A. rejects all responsibility for data recovery or compensation for loss of data.

### 2. Do not use USB-AC adapters or USB output devices with a rated output voltage exceeding 5 V DC.

Such devices may cause malfunctions or failure.

### 3. The motor and rechargeable battery have a finite service life. To ensure long service life:

- Be sure to turn off the power switch when the product is not in use.
- Do not use the fan continuously for extended periods—for example, to cool a PC.  
The motor may not function correctly if its operating service life is exceeded. Stop using the product if this occurs.
- Do not use or leave the product in unusually hot environments—for example, inside a car on a hot day.  
The temperature and humidity of the locations in which the product is used or stored may reduce service life.

### 4. Using the product close to a TV or radio may result in interference.

Avoid using close to a TV or radio.